

Here are just a few of the ways Meade's can customize your build:

- Extended Jambs (\$193+)
- Composite Jambs (\$193+)
- Make the door an outswing (115+)
- Dutch Door (\$300+)
- Doggy Door in door (\$150+)
- Doggy Door in glass (\$900+)
- T-astragal on interior double (+\$300+)
- Transoms (\$450+)
- Mid-century Modern all glass sidelites (\$800+)
- Specialized heights (\$150+)
- Specialized widths (\$150+)
- Triples or Quads (\$TBD)
- Special Configurations (\$TBD)
- Don't see it? – just ask!

Please note that it is **best practice** to have the installer of the door approve the size and specifications you are purchasing. Even if a salesperson works with you in store or virtually, Meade's cannot be responsible for any measures or builds "fitting" unless we have been on jobsite and you have purchased a measure from Meade's. We will build to standard measurements or the measurements given for a custom order.

Exterior Pre-hung Specifications:

By selecting the pre-hanging option, you will receive a door hinged, prepped for handle and assembled in a frame (also called the door "jamb").

Each pre-hung door unit is weathertight and includes:

- 4-9/16" wide jambs
- Adjustable Aluminum door sill (threshold) in Bronze
- Door sweep
- Weatherstripping
- 3 Oil Rubbed Bronze hinges on doors less than 84" tall and 4 ORB Hinges on doors greater than 84" tall

- Exterior brickmould
 - Mull posts (where applicable)
 - T-astragal (for double doors)
 - Pre-drilled door for handle and deadbolt (on active door for doubles)
 - We will pre-drill the door for a handle with 2-3/8"
 - Bore diameter: 2-1/8"
 - Deadbolt is drilled 5-1/2" above the handle center to center
 - Double door units include T-astragal and a pair of flush bolts installed on the secondary (passive) door
 - Note: Jamb will not be prepped for strike plates or bored for plungers. This will need to be done on site by installer.
-

Some quick guidelines on how to measure:

BEST: Rough Opening: Video: [How do I measure a rough opening?](#) located in our FAQ page

BETTER: Outside of Jamb to Outside of Jamb or Frame of Door: Video: [How do I measure the frame of my door?](#) Located in our FAQ page.

GOOD: Inside of Jamb to Inside of Jamb: Video: [How do I measure inside jamb to inside jamb?](#) Located in our FAQ page.

GOOD: Brickmould to Brickmould: Video: [How do I measure brickmould to brickmould?](#) Located in our FAQ page.

Jamb Width: Video: [How do I measure my jamb width?](#) Located in our FAQ page.

Please review the below reference chart to determine the size of exterior door you need.

Door Nomenclature	Slab	ISJ to ISJ	OSJ to OSJ	BM to BM	Rough Opening	Meade's Measure
		Preferred	Good	Preferred	Better	Best
Widths						
2/6	30"	29.25	31.75	34.25	32.25	We come to your home and GUARANTEE to build your door to FIT.
2/8	32"	31.25	33.75	36.25	34.25	
3/0	36"	35.25	37.75	40.25	38.25	
5/0 Double French Door	30"	59.75	62.25	64.75	62.75	
5/0 Double French door retro fit to replace 10" sidelite	29.5"	58.00	60.50	63.00	61.00	
5/4 Double French Door	32"	63.75	66.25	68.75	66.75	
6/0 Double French Door	36"	71.75	74.25	76.75	74.75	
10" x 3/0 x 10"	10" + 36" + 10"	58.00	60.50	63.00	61.00	
1/0 x 3/0 x 1/0	12" + 36" + 12"	62.00	64.50	67.00	65.00	
Heights						
6/8	79"	80.25	81.50	82.75	82.00	
6/8 Outswing	79"	80.25	81.00	82.50	81.50	
7/0	84"	85.25	86.50	87.75	87.00	
7/0 Outswing	84"	80.25	86.00	87.50	86.50	
8/0	96"	97.25	98.50	99.75	99	
8/0 Outswing	96"	97.25	98.00	99.50	98.50	

Selecting A Door Handing Option:

DOOR HANDING / SWING CHART



Interior




Exterior

Left Hand Inswing



Interior



Exterior

Left Hand Inswing Double Door




Interior



Exterior

Right Hand Inswing



Interior



Exterior

Right Hand Inswing Double Door



Interior




Exterior

Right Hand Outswing

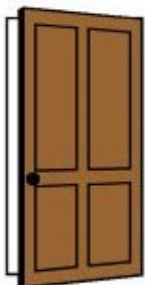


Interior



Exterior

Left Hand Outswing Double Door



Interior



Exterior

Left Hand Outswing



Interior



Exterior

Right Hand Outswing Double Door