

Manufacturer: Glasscraft Doors Company

For 40 years, GlassCraft Door Company has focused on offering its customers a unique market advantage and customer service satisfaction. From its start in 1977 as a glass supply retail store in Houston, the company has grown into being the #1 Hardwood Entry Door Company in the country, and an award-winning manufacturer of premium fiberglass entry doors and a proud manufacturer of distinctive steel doors and sliding barn doors. GlassCraft's trademarked designs and patented technology have received various honors and recognition in the industry. GlassCraft Door Company is committed to bringing the most distinctive, innovative premium quality entry door products to the market. Discover the GlassCraft Difference.

Please note that it is **best practice** to have the installer of the door approve the size and specifications you are purchasing. Even if a salesperson works with you in store or virtually, Meade's cannot be responsible for any measures or builds unless we have been on jobsite, and you have purchased a measure from Meade's. We will build to standard measurements, or the measurements given during a customization.

Door Slab Specifics:

- Please note that the "beauty shot" of the door is only to highlight the door's features and may show the door finished, styled or with other add-ons. Note that this door slab will come per the specifications listed for the door unless add-ons are purchased.
- Door slabs come as "blanks" to the size indicated with no holes bored, hinge preps, handles or hardware unless otherwise noted.
- Doors are only bored and prepped during install or the pre-hanging process.
- The door is described as being raw wood, primed or pre-finished. Raw wood and primed doors will require a finish, please see finishing options tab for further information.
- Door sizes are stated in industry standard nomenclature. For example, a hollow core interior door slab measuring true 35 3/4" will be referred to as 36". Most wood interior doors are true measures of 36" when referred to as 36" in door nomenclature. If you are buying a pre-hung unit, this will not necessarily affect your installation. However, if you are buying a door slab to replace a door slab, this will impact your installation. Please reach out to our staff to clarify the exact door measurements or confer with your installer.

Estimated delivery time:

- In Stock Now – Available for immediate pickup from Meade's Tucker warehouse location
- All other orders are available in approximately 4-6 wks
- Add 2 weeks for pre-hang options
- Add 2 weeks for staining options
- Add 1 weeks for installation

* Please note that delivery times are still severely affected by the global crisis. Please contact customer service if you have any questions or concerns about your timeline. We still recommend that if a customer has a “drop dead must have date”, they order an in-stock door.

Warranties:

GlassCraft Doors warranties its products against manufacturing defects for a period of one year from date of shipment to the retailer. It is the responsibility of the customer, contractor, installer, & finisher to follow these requirements to validate your warranty. See link to full warranty.

* For a wood door it is **CRITICAL** that you finish and seal your door immediately to validate your warranty. You can hire Meade’s to do this or GlassCraft finishing specifics are outlined in their warranty.

You can read our GlassCraft Warranty in the FAQ Section.

Interior Pre-hung Specifications:

By selecting the pre-hanging option for your interior door slab, you will receive a door hinged, prepped for handle (unless double French door) and assembled in a frame (also called the door “jamb”). Each pre-hung door unit includes:

- 4-9/16" wide jambs
 - 3 Oil Rubbed Bronze hinges on doors less than 84" tall and 4 ORB Hinges on doors greater than 84" tall
 - Pre-drilled door for handle (no drill on either door for doubles)
 - We will pre-drill the door for a handle with 2-3/8"
 - Bore diameter: 2-1/8"
 - Jamb will not be prepped for strike plates or bored for plungers. This will need to be done on site by installer.
 - NO interior door trim will be included on interior doors
 - Double doors are built to be standard ball catch closure. So they are not prepped for handles as dummy handles are standard. Slabs and Jambs are not prepped for ball catch due to those usually being installed during door installation.
 - Interior doubles do not include t-astragals unless it is a quoted custom build
-

Standard Interior Pre-Hung Measurements:

- Outside Jamb to Outside Jamb Width: Door slab selected width + 1 11/16"
- Outside Jamb to Outside Jamb Height: Door slab selected height + 1 7/8"
- Rough Opening Width: Door slab selected width + 2"
- Rough Opening Height: Door slab selected +2.5"

Selecting A Door Handing Option:

DOOR HANDING / SWING CHART



Interior




Exterior

Left Hand Inswing



Interior



Exterior

Left Hand Inswing Double Door



Interior




Exterior

Right Hand Inswing



Interior



Exterior

Right Hand Inswing Double Door



Interior




Exterior

Right Hand Outswing



Interior



Exterior

Left Hand Outswing Double Door



Interior



Exterior

Left Hand Outswing



Interior



Exterior

Right Hand Outswing Double Door